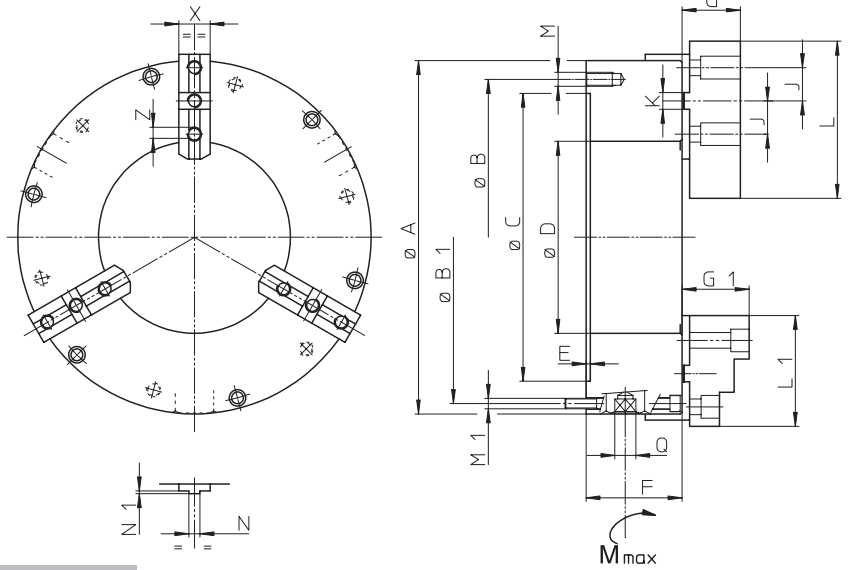


SGSBB-3

Autocentranti SMW a comando manuale a guida semplice con corpo in acciaio SMW self-centering manual chucks, steel body

• Grande passaggio barra
Big through hole

• Foratura posteriore e anteriore - Attacco cilindrico
Mounting from front and rear of chuck - Plain back mounting



Soggetto a cambiamenti tecnici / Subject to technical changes

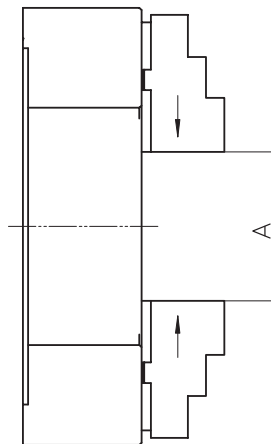
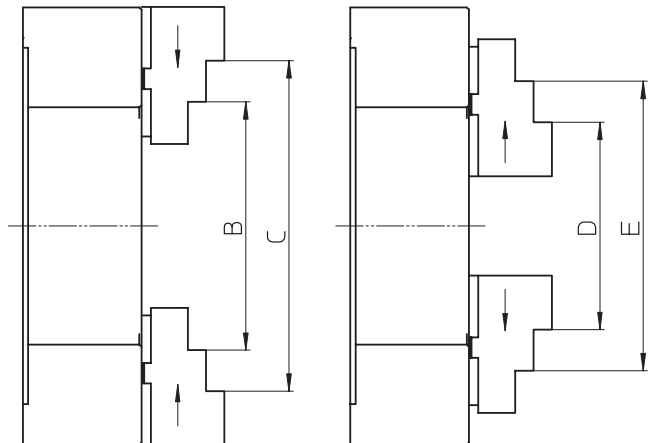
SMW tipo SGSBB-3		405	515
Attacco/Mounting	DIM	FL330	FL420
	A	405	515
DIN 6350	B	362	458
	B1	381	481,5
DIN 6350	C(H6)	330	420
	D	220	320
	E	5	5
	F	110	120
	G	67	79
	G1	67	79
	J ±0,1	38,1	38,1
	K +0,01	19,04	19,04
	L	180	200
	L1	127	127
	M	6xM16	6xM16
	M1	6xM12	6xM16
	N -0,015	12,7	12,7
	N1	3,2	3,2
	Q	17	17
	X(h6)	36	40
	Z	M16	M20
Velocità max./Max speed	giri/min	800	650
Coppia/Torque M max	N.m	280	360
Massa con griffe/Weight (w. jaws)	Kg	73	119
Momento d'inerzia/Mom. of inertia	Kgm ²	1,5	3,9

Dotazione standard:

- 1 Set-3 false griffe
- 1 Set-3 blocchetti teneri-L
- 1 Set-3 griffe reversibili

Standard equipment:

- 1 Set of 3 of master jaws
- 1 Set of 3 of soft top jaws-L
- 1 Set of 3 reversible jaws



CODICE D'ORDINE / ORDERING EXAMPLE		405	515
Foratura posteriore e anteriore Rear/Frontal mounting		33031840	33031850

RICAMBI/SPARE PARTS		405	515
	Set-3 False gr./Master jaws	03574050	03575050
	Set-3 Bloc. teneri/Soft jaws	03604050	03605050
	Set-3 Grif. rev./Rev. jaws	03634050	03635050
	Corona/Scroll	03534050	03535050
	Pignone/Pinion	03544050	03545050
	Chiave norm./Norm. key	02714000	
	Grasso/Grease	10731131	

Diametri di bloccaggio SGSBB-3 Clamping diameters SGSBB-3		405	515
--	--	-----	-----

Ø A	138-259	264-349
Ø B	230-302	355-440
Ø C	334-406	431-516
Ø D	192-313	366-451
Ø E	291-412	442-527