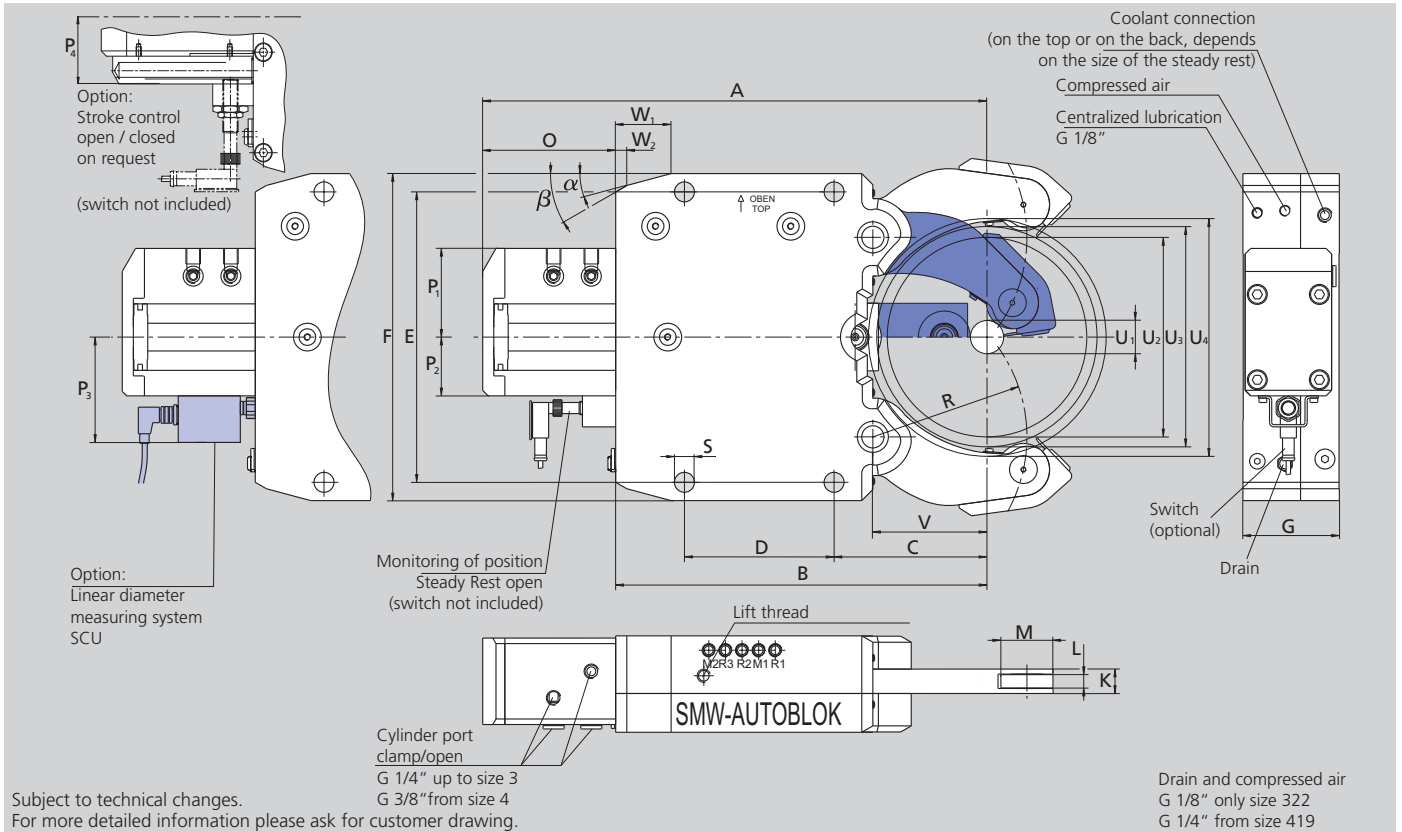


KLU/ KLU-A

Narrow arms for crankshafts

Self-centering Steady Rests
Premium Line

- Sealed body
- Integrated coolant flush
- Stroke control unit or proximity switches



Subject to technical changes.

For more detailed information please ask for customer drawing.

SMW-AUTOBLOK Type Size		KLU 215	KLU 218	KLU 222	KLU 318	KLU 322	KLU 419	KLU 422	KLU 429	KLU-A 530	KLU-A 540
Centering range with coolant chip guard	U1	20 (12*)	20 (12*)	20 (12*)	30	30	30	30	30	70	70
	U2	101	101	101	180	180	245	245	245	293	293
Max. axial clearing diameter	U3	106	106	106	189	189	253	253	253	330	330
Max. interference diameter	U4	116	116	116	215	215	282	282	282	370	370
	A	275	275	275	455	455	602	602	602	703	703
	B	195	195	195	335	335	448	448	448	530	530
	C	70	70	70	138	138	146	146	146	198	198
	D	85	85	85	135	135	240	240	240	270	270
	E	170	170	170	262	262	365	365	365	400	400
	F	195	195	195	295	295	405	405	405	440	440
	G	59	62	66	83	87	89	92	99	105	115
	K	15	18	22	18	22	19	22	29	30	40
Width of rollers	L	8	10	13	10	13	10	13	16	16	20
Diameter of rollers	M	35	35	35	47	47	52	52	52	62	62
	O	80	80	80	120	120	154	154	154	173	173
	P1	58	58	58	80	80	80	80	80	88	88
	P2	40	40	40	53	53	53	53	53	59	59
	P3	-	-	-	95	95	95	95	95	101	101
	P4	61	61	61	74	74	74	74	74	80	80
	R	74	74	74	139	139	172	172	172	229	229
	S	14	14	14	18	18	23	23	23	23	23
	V	51	51	51	103	103	124	124	124	176	176
	W1	30	30	30	50	50	58	58	58	62	62
	W2	11.2	11.2	11.2	10	10	18.3	18.3	18.3	19	19
	α	15°	15°	15°	15°	15°	15°	15°	15°	18°	18°
	β	30°	30°	30°	30°	30°	40°	40°	40°	40°	40°
Piston area	cm ²	12.5	12.5	12.5	28.3	28.3	28.3	28.3	28.3	50.2	50.2
Operation pressure min./max.	bar	8/50	8/65	8/80	8/60	8/75	8/70	8/80	8/80	8/70	8/80
Max. clamping force/roller	daN	210	270	335	565	700	660	750	750	1170	1340
Centering accuracy within the whole range	mm	0.03	0.03	0.03	0.05	0.05	0.06	0.06	0.06	0.07	0.07
Repeatability accuracy	mm	0.007	0.007	0.007	0.007	0.007	0.01	0.01	0.01	0.01	0.01
Max. roller surface speed	m/min	750	750	750	715	715	700	700	700	700	700
Weight approx.	kg	14	15	16	33	36	70	74	85	100	125

* The Steady Rest can be modified to this clamping range if the coolant chip guard is not used

- Ordering review
- Accessories
- Wearing parts

KLU Steady Rest with stroke control Steady Rest open via proximity switch (without proximity switch)***










Steady Rest size		215	218	222	318	322	419	422	429	530	540
KLU-Z central lubrication oil	Id. No.	128280	128282	128284	127528	127530	127534	127536	127538	127542	127544
KLU-OLD central lubrication oil + air	Id. No.	128281	128283	128285	127529	127531	127535	127537	127539	127543	127545
KLU-F central grease lubrication	Id. No.	on request	on request	on request	on request	on request	on request	on request	on request	on request	on request

KLU Steady Rest with stroke control via linear stroke control SCU, output 4–20 mA

Steady Rest size		215	218	222	318	322	419	422	429	530	540
KLU-Z central lubrication oil	Id. No.	-	-	-	125637	125655	125365	125398	125421	125988	126050
KLU-OLD central lubrication oil + air	Id. No.	-	-	-	125638	125656	125366	125399	125422	125989	126051
KLU-F central grease lubrication	Id. No.	-	-	-	on request	on request	on request	on request	on request	on request	on request

Type KLU

◆ denotes wearing parts, recommended stock items

Steady Rest size		215	218	222	318	322	419	422	429	530	540
Compact lubrication system for oil pressure lubrication Container 2.7 l, 220 V *,**		088707	088707	088707	088707	088707	088707	088707	088707	088707	088707
Compact lubrication system for oil + air lubrication Container 2.7 l, 220 V *,**		088708	088708	088708	088708	088708	088708	088708	088708	088708	088708
Inductive limit switch		087926	087926	087926	087926	087926	087926	087926	087926	087926	087926
Swarf guard coolant/air with wiper		128270	128273	128276	125633	125652	125360	125394	125417	127036	126046
Wiper for swarf guard coolant/air	 ◆	128272	128275	128278	126905	126906	126907	126906	126908	126909	126910
Swarf guard 3-pcs.	 ◆	125906	126055	126058	-	-	-	-	-	-	-
Roller stripper for middle piece	 ◆	197995	197996	197997	197998	197999	198000	198001	198002	198003	198004
Roller cylindrical design	 ◆	122794	020062	020759	017861	002411	017676	084766	019541	125964	019612
Adjustment device 1 set = 3 pcs.		-	-	-	200178	200178	200179	200179	200179	200179	200179

* When placing an order, please advise voltage

** On request 110 V available

*** Stroke control open / closed on request